



UKSPF Project	UKSPF Project Description	UKSPF intervention	Related fund output indicators	Budget			
				22-23	23-24	24-25	Total
Community Wealth Builders	Community Wealth Builder (CWB) builds on supporting the challenges of both health and wealth inequalities, offering an opportunity to deliver system-wide change to simultaneously invest in people and places to attract wealth which addresses inequality, exclusion and the causes of poverty. The concept of CWB though, is focused on wealth rather than poverty to build good local economies from within. It therefore plays a crucial role in delivering and contributing to Doncaster Growing Together strategy.	E2 - Funding for new or improvements to existing, community and neighbourhood projects including those that increase communities' resilience to natural hazards, such as flooding. This could cover capital and spend running costs.	Number of organisations receiving financial support other than grants Number of organisations receiving grants Number of organisations receiving non-financial support Number of neighbourhood improvements undertaken Number of facilities supported/created Number of local events or activities supported	£90,000	£411,318	£415,044	£916,362
		E3 - Creation and improvements to local green spaces, community gardens, watercourses and embankments, along with incorporating natural features into wider public spaces	Amount of rehabilitated land or premises Sqm of land made wheelchair accessible/step free Amount of public realm created or improved Number of facilities supported/created Amount of green or blue space created or improved Amount of new or improved cycleways or paths Number of neighbourhood improvements undertaken Number of trees planted				



E4 - Enhanced support for existing cultural, historic and heritage institutions that make up the local cultural heritage offer	Number of organisations receiving financial support other than grants Number of organisations receiving grants Number of organisations receiving non-financial support Amount of rehabilitated land or premises Amount of public realm created or improved Number of facilities support/created Number of Tourism, Culture or heritage assets created or improved Number of events/participatory programmes Amount of green or blue space created or				
E6 - Support for local arts, cultural, heritage and creative activities	Number of potential entrepreneurs provided assistance to be business ready Number of organisations receiving financial support other than grants Number of organisations receiving grants Number of organisations receiving non-financial support Number of local events or activities supported Number of volunteering opportunities supported				



<p>E9 - Funding for impactful volunteering and/or social action projects to develop social and human capital in local places</p>	<p>Number of organisations receiving financial support other than grants</p> <p>Number of organisations receiving grants</p> <p>Number of local events or activities supported</p> <p>Number of volunteering opportunities supported</p> <p>Number of projects</p> <p>Number of organisations receiving non-financial support</p>				
<p>E11 - Investment in capacity building and infrastructure support for local civil society and community groups</p>	<p>Number of organisations receiving financial support other than grants</p> <p>Number of organisations receiving grants</p> <p>Number of organisations receiving non-financial support</p> <p>Number of Tourism, Culture or heritage assets created or improved</p> <p>Number of people attending training sessions</p> <p>Number of facilities supported/created</p> <p>Amount of green or blue space created or improved</p>				


		E13 - Community measures to reduce the cost of living, including through measures to improve energy efficiency, and combat fuel poverty and climate change	Number of people reached Number of organisations receiving financial support other than grants Number of organisations receiving grants Number of organisations receiving non-financial support Number of households receiving support Number of households supported to take up energy efficiency measures				
Contribution to council base budget where activity aligns with SPF criteria				£250,000	£350,000	£450,000	£1,050,000

Enterprise Hub/Launchpad (inc resource for entrepreneur support at DGLAM requested by cultural team)	Provides fully funded support to pre-start, new and existing businesses; is designed to help ambitious entrepreneurs set up and run successful businesses, and to support micro businesses of any age. Enterprise chest grant scheme aligned to the hub to enable grants to be provided to start ups to get their business of the ground and for micros to increase turnover and create good jobs. The proposal also includes a consultancy budget to procure specialist and alternative business	E23 - Strengthening local entrepreneurial ecosystems, and support businesses at all stages of their development to start, sustain, grow and innovate, including through local networks E24 - Funding for new improvements to existing training hubs, business support offers, 'incubators' and 'accelerators' for local enterprise (including social enterprise) which can support entrepreneurs and start-ups through the early stages of development and growth by offering a combination of services including account management, advice,	Number of businesses receiving non-financial support Number of businesses receiving grants Number of potential entrepreneurs provided assistance to be business ready	£50,000	£288,711	£416,352	£755,063
Enterprise spaces/ Space2Create	Extension and further development of the CRF Thrive Space 2 Create strand activities offering an investment grant scheme for the creation of enterprise, co-working and test trading spaces to enable attraction of new start growth businesses including graduate start ups as well as collaboration, innovation and local business incubation.	E1 - Funding for improvements to town centre and high streets, including better accessibility for disabled people, including capital spending and running costs E24 - Funding for new improvements to existing training hubs, business support offers, 'incubators' and 'accelerators' for local enterprise (including social enterprise) which can support entrepreneurs and start-ups through the early stages of development and growth by offering a combination of services including account management, advice, resources, training, coaching, mentorship and access to workspace	Number and M2 of commercial buildings developed or improved Amount of rehabilitated land or premises Amount of public realm created or improved	£50,000	£185,000	£186,000	£421,000

Grassroots Cultural Commissioning Programme		E2 - Funding for new or improvements to existing, community and neighbourhood projects including those that increase communities' resilience to natural hazards, such as flooding. This could cover capital and spend running costs.	Number of organisations receiving grants	£20,000	£30,000	£70,000	£120,000
Investment in New public realm	Investment in new public realm art including dressing vacant properties and programmes of murals	E3 - Creation and improvements to local green spaces, community gardens, watercourses and embankments, along with incorporating natural features into wider public spaces	Amount of public realm created or improved	£45,000	£35,000	£55,000	£135,000
Restoration of public realm art and heritage		E4 - Enhanced support for existing cultural, historic and heritage institutions that make up the local cultural heritage offer	Number of Tourism, Culture or heritage assets created or improved	£20,000	£20,000	£20,000	£60,000
Investment in Major cultural commissions, international quality exhibitions and mass public events		E4 - Enhanced support for existing cultural, historic and heritage institutions that make up the local cultural heritage offer	Number of events/participatory programmes	£50,000	£80,000	£140,000	£270,000
Growth in volunteering opportunities and coordination aligned to skills growth across culture estate and with		E6 - Support for local arts, cultural, heritage and creative activities	Number of volunteering opportunities supported	£20,000	£20,000	£20,000	£60,000

<p>Doncaster Digitisation Grant Scheme / business support voucher scheme</p>	<p>Providing growth SMEs with grants of up to £10k to embrace digital technology, become more productive, and stimulate growth</p>	<p>E23 - Strengthening local entrepreneurial ecosystems, and supporting businesses at all stages of development to start, sustain, grow and innovate including through local networks</p>	<p>Jobs created</p> <p>Jobs Safeguarded</p> <p>Number of new businesses introducing new products to the firm</p> <p>Number of businesses adopting new to the firm technologies or processes</p> <p>Number of businesses with improved productivity</p> <p>Number of businesses engaged in new markets</p>	<p>£0</p>	<p>£240,000</p>	<p>£450,000</p>	<p>£690,000</p>
<p>2023-2025 Third Sector Support</p>		<p>E9 - Funding for impactful volunteering and/or social action projects to develop social and human capital in local places</p>	<p>Number of organisations receiving financial support other than grants</p> <p>Number of organisations receiving grants</p> <p>Number of local events or activities supports</p> <p>Number of projects</p> <p>Number of organisations receiving non-financial support</p>	<p>£215,000</p>	<p>£215,000</p>	<p>£215,000</p>	<p>£645,000</p>

<p>2023-2025 Cost of living support</p>		<p>E13 - Community measures to reduce the cost of living, including through measures to improve energy efficiency, and combat fuel poverty and climate change</p>	<p>Number of people reached</p> <p>Number of organisations receiving financial support other than grants</p> <p>Number of organisations receiving grants</p> <p>Number of organisations receiving non-financial support</p> <p>Number of households receiving support</p> <p>Number of households supported to take up</p>	<p>0</p>	<p>£130,000</p>	<p>£130,000</p>	<p>£260,000</p>
<p>Community Investment Fund (Grant scheme, including capital grants and access for private and third sector organisations)</p>	<p>Building on the local investment scheme developed by Public Health we propose to utilise established infrastructure within the localities, to allocate funds for local investment panels to manage and invite participation, engagement and solutions locally. Applicants to the investment scheme can be private or third sector businesses and organisations (including training providers).</p>	<p>E1 - Funding for improvements to town centres and high streets, including better accessibility for disabled people, including capital spend and running costs</p> <p>E2 - Funding for new or improvements to existing, community and neighbourhood projects including those that increase communities' resilience to natural hazards, such as flooding. This could cover capital and spend running costs.</p> <p>E6 - support for local arts, cultural heritage and creative activities</p> <p>E9 - funding for impactful volunteering</p>	<p>Number of organisations receiving grants</p> <p>Number of organisations receiving non-financial support</p> <p>Number of neighbourhood improvements undertaken</p> <p>Number of facilities supported/created</p> <p>Number of local events or activities supported</p> <p>Amount of low or zero carbon energy infrastructure installed</p>	<p>£160,000</p>	<p>£160,000</p>	<p>£509,000</p>	<p>£829,000</p>



	Number of organisations receiving grants				
	Number of organisations receiving non-financial support				
	Number of local events or activities supported				
	Number of volunteering opportunities supported				
	Number of organisations receiving grants				
	Number of local events or activities supported				
	Number of volunteering opportunities supported				
	Number of organisations receiving grants				
	Number of organisations receiving non-financial support				
	Number of tourism, culture or heritage assets created or improved				
	Number of people attending training sessions				
	Number of facilities supported/created				

			Number of people reached Number of organisations receiving grants Number of organisations receiving non-financial support Number of households receiving support Number of households supported to take up energy efficiency measures				
Advance Employment Hub Strand 1 Preparation for work - hardest to help	Support to prepare people and move closer to employment, training, education and volunteering. Focus on long term unemployed those unable to sustain employment and economically inactive residents with barriers preventing them from working e.g Health					£200,000	£200,000
Advance Employment Hub Strand 2 Into Employment Support inc Youth	Support to move unemployed people into work. Including specific support for 18-24yrs Universal Credit Claimants through Youth Hub activities and for economically inactive residents expressing the will to work.					£200,000	£200,000
Advance Employment Hub Strand 3 Progression in Employment	Support and CEIAG to enable progression of those in employment to thrive in their chosen career. Including; improved status in the labour market, upskilling, reskilling and career change, redundancy support and skills matching.					£250,000	£250,000

